





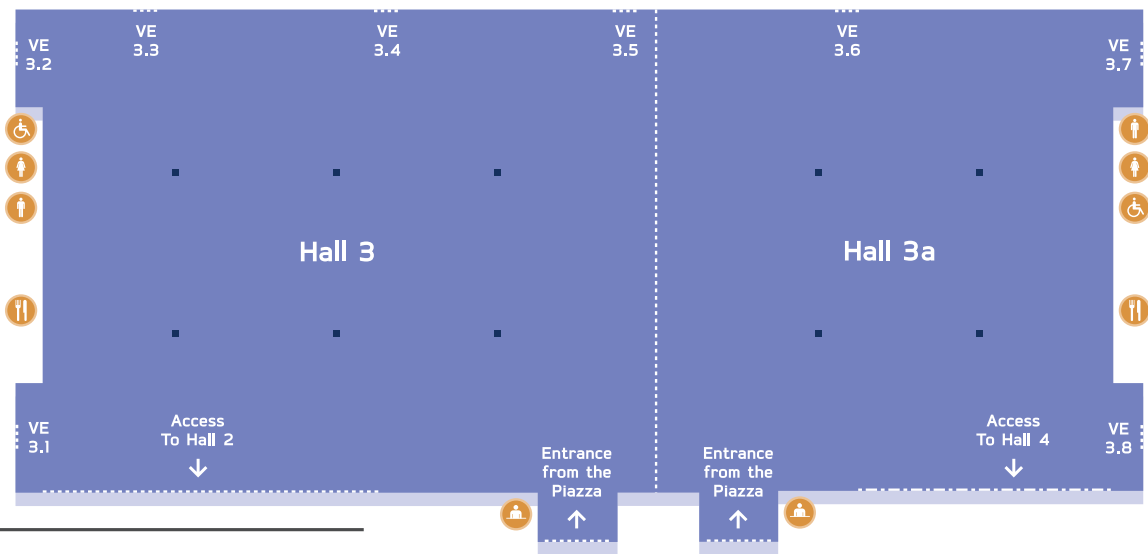
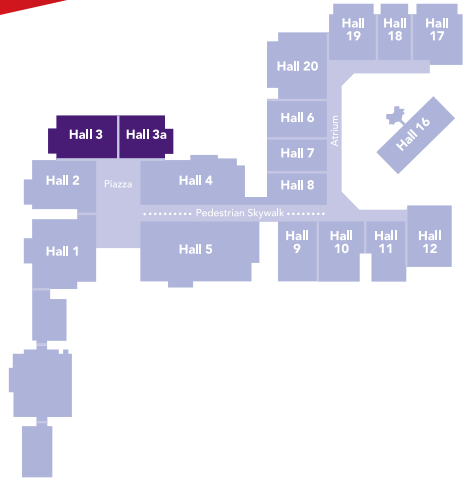


# Halls 3-3a

-  Accessible Toilet
-  Men's Toilet
-  Women's Toilet
-  Organisers' Office
-  Pedestrian Emergency Exit
-  Restaurant/Bar
-  Vehicle Entry Doors/  
Emergency Exit
-  Links/Access



## Technical information

- › Clear ceiling height is 10.6m
- › Variable height reductions under the Bridglink
- › (Hall 2) and Skywalk (Hall4)
- › All columns are 1.2m x 1.2m at 30m centres
- › Variable size columns in link from Hall 4 to Hall 5
- › Vehicle entry doors are 7.6m(w) x 4.9m(h)
- › Floor loading - 20 tonnes per m<sup>2</sup> (excluding floor ducts)
- › All main services (e.g. electrics, gas, water, compressed air) are provided from under floor ducts at 6m centres across the width of the hall
- › Roof mounted lighting units - Sodium fittings with fluorescent emergency lighting

HALL 3 FEATURES:		HALL 3a FEATURES:	
<b>Floor Space</b>	10,610m <sup>2</sup>	<b>Floor Space</b>	7,895m <sup>2</sup>
<b>Max. Dimensions</b>	120 x 90m	<b>Max. Dimensions</b>	90 x 90m
<b>Central Columns</b>	6	<b>Central Columns</b>	4
<b>Access</b>	Main Entrance: 12.5m(w) x 7.7m(d) x 2.5m(h)  5 x Vehicle Entry Doors	<b>Access</b>	Main Entrance: 12.6m(w) x 7.7m(d) x 2.5m(h)  3 x Vehicle Entry Doors

## Suite of unfurnished offices including:

- › Electricity sockets
- › Telephone sockets
- › Broadband access available on request (price on application)
- › Kitchen
- › Male and female toilets