
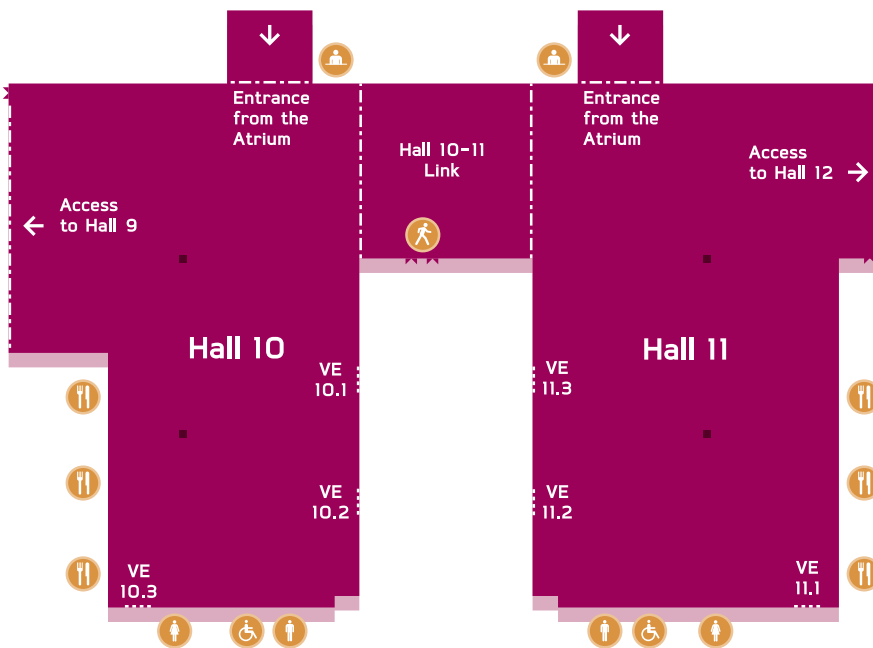
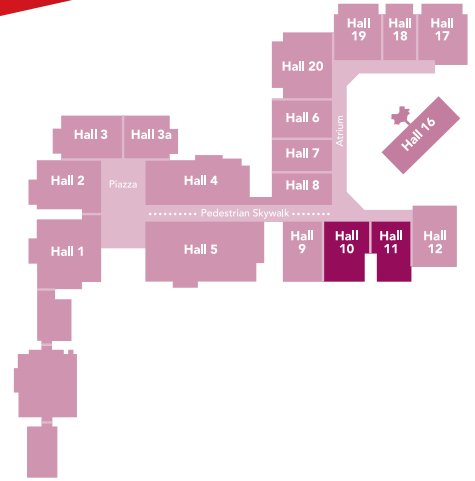


# Halls 10-11

-  Accessible Toilet
-  Men's Toilet
-  Women's Toilet
-  Organisers' Office
-  Pedestrian Emergency Exit
-  Restaurant/Bar
-  Vehicle Entry Doors/  
Emergency Exit
-  Links/Access



## Technical information

- › Clear ceiling height is 10m
- › All columns are 1.2m x 1.2m at 30m centres
- › Vehicle Entry doors are 7.5m(w) x 4.7m(h)
- › Floor loading - 20 tonnes per m<sup>2</sup> (excluding floor ducts)
- › All main services (e.g. electrics, gas, water, compressed air) are provided from under floor ducts at 6m centres across the width of the hall
- › Roof mounted lighting units - Sodium fittings with fluorescent emergency lighting.

## Suite of unfurnished offices including:

- › Electricity sockets
- › Telephone sockets
- › Broadband access available on request (price on application)
- › Kitchen
- › Male and female toilets.

HALL 10 FEATURES:	
Floor Space	4,811m <sup>2</sup>
Max. Dimensions	90 x 60m Hall 10-11 Link 30m x 30m
Central Columns	2
Access	Main Entrance: 12.3m(w) x 11.3m(d) x 2.9m(h)  3 x Vehicle Entry Doors

HALL 11 FEATURES:	
Floor Space	5,132
Max. Dimensions	90 x Hall 10 30m x
Central Columns	2
Access	Main E 12.3m x 2.9m  3 x Ve